

**Government  
of  
United Progressive Alliance**

**10 Years of  
Progress and Growth**

**2004-2014**





DR. MANMOHAN SINGH  
PRIME MINISTER



SMT. SONIA GANDHI  
CHAIRPERSON, UPA



## CONTENTS

1. Better Education
2. Farmer Welfare
3. Ensuring Food Security
4. Rural Employment
5. Healthcare
6. Social Security for Special Sections
7. Economic Growth
8. Financial Inclusion
9. Generating More Jobs
10. Poverty Reduction
11. Rural Welfare
12. Direct Benefit Transfer – AADHAAR
13. Infrastructure
14. Development of the North East Region
15. Ensuring Safety and Security
16. Governance and Transparency
17. Measures for Women and Children







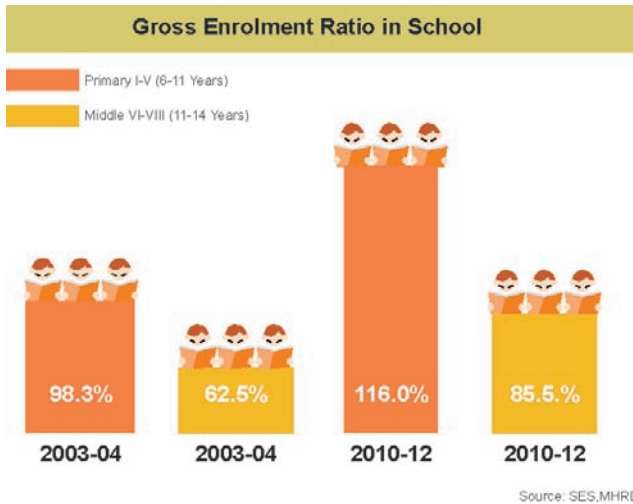
*Better Education*



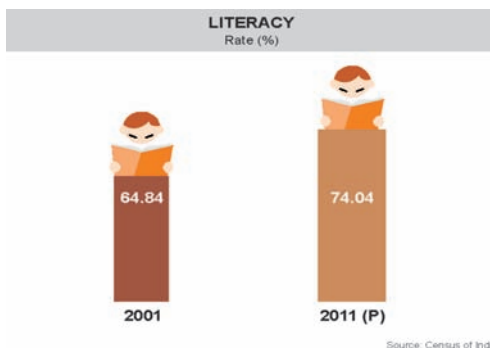
## BETTER EDUCATION

### SCHOOL EDUCATION

- The Right to Education Act brought in by the UPA Government has improved enrolment in schools across the nation. The country has achieved the goal of near universal education at the Primary School Level. Dropout rate in the schools declined raising the retention of students in Middle and Secondary Levels.



- Nearly ten-fold increase in the expenditure under Sarva Shiksha Abhiyan has led to better literacy levels in India.

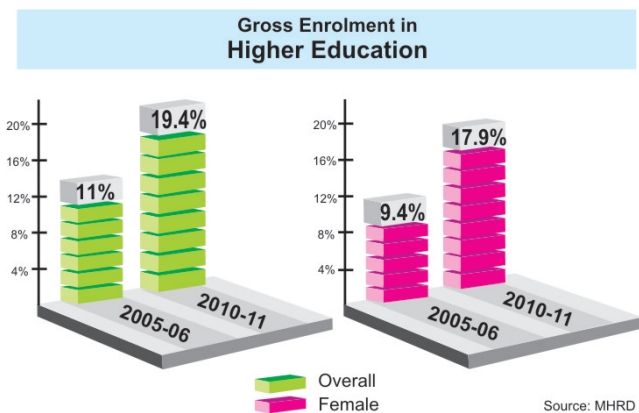


- In a historic step, the UPA Government enacted the Right of Children to Free and Compulsory Education (RTE) Act, 2009, which has led towards universalisation of education for children between 6 to 14 years of age.
- Since the enactment of the Act, 30,888 Primary School buildings, 10,644 Upper Primary School buildings, 6,88,385 additional classrooms, 5,18,700 toilets facilities and posts of 7,00,475 teachers have been sanctioned.



## HIGHER EDUCATION

- The UPA Government has continuously increased outlays for education in the Five Year Plans which resulted in more students attending schools and colleges.
- Central Universities increased from 17 to 44 during 2004 to 2013. 9 IITs were added to the 7 existing IITs during the period. Number of IIMs more than doubled from 6 to 13 in the period. Five IISERs and 2 IIITs were also added in the period.
- Gross Enrolment Ratio (GER) in Higher Education, which was 11% in 2005-06, almost doubled to 19.4% in 2010-11. The GER for women in Higher Education increased from 9.4% to 17.9% during the same period.



- With innovation like Meta Universities and flexibility in the courses, the country is set to achieve 20% Gross Enrolment Ratio which is the international average.

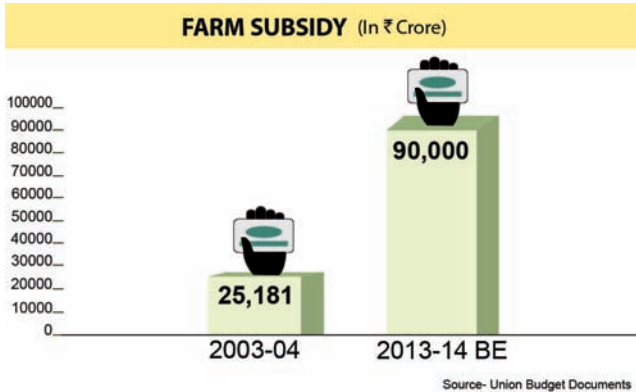
# *Farmer Welfare*



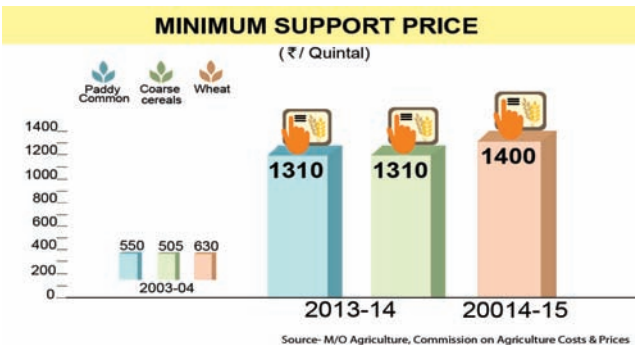
## FARMER WELFARE

### MINIMUM SUPPORT PRICE FOR AGRICULTURAL PRODUCTS

- To ensure farmers' welfare, the UPA Government has been steadily enhancing the Minimum Support Price for various farm products.



- MSP for both Wheat and Paddy more than doubled from 2004-05 to 2012-13. To support marginal farmers who produce cereals, MSP for other cereals increased three-fold and is now better than the MSP for Wheat and Rice.

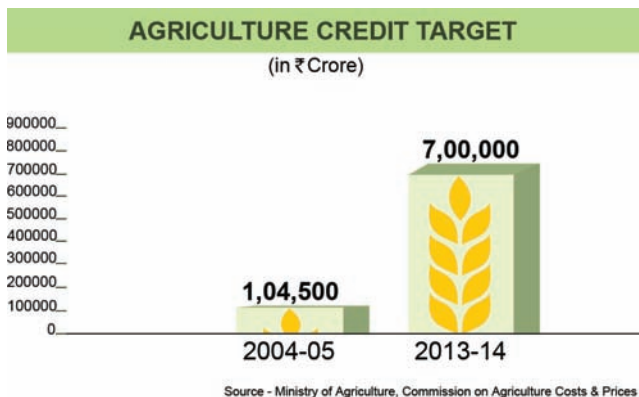


- Rainfed Areas support has increased five-fold during the period of the UPA Government, assisting disadvantaged farmers in increasing productivity.

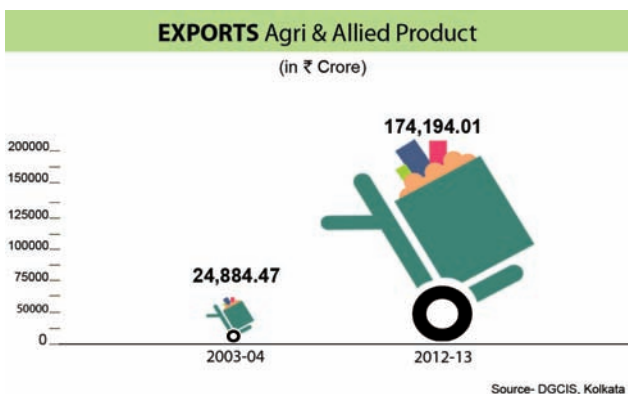


## CREDIT FOR AGRICULTURE

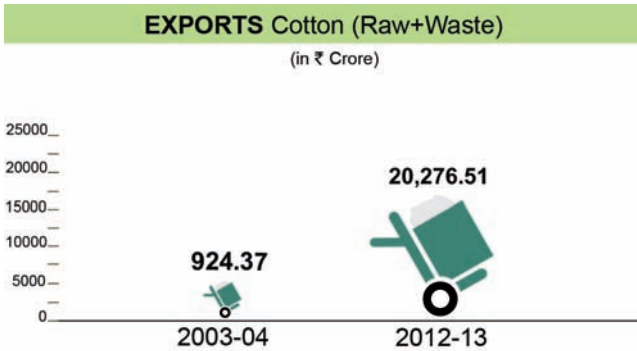
- Agriculture Credit has been increased to the tune of 700% under the UPA Government.



- More than 650 lakh farmers were financed by the banking system during the year 2012-13.
- More than 11 crore Kisan Credit Cards have been issued under various schemes to assist farmers in agricultural activity.
- In 2013, India exported agricultural products worth US \$ 41 billion against an agri-import of only US \$ 20 billion, giving a net surplus of US \$ 21 billion.



Share of Indian agri-exports in global agri-exports increased from 0.8% in 1990 to 2.6% in 2012.



Source- DGCIS, Kolkata

### Benefits of the New Land Acquisition Act

- Provides assured arrangements for livelihood rehabilitation and financial benefits for the affected people.
- Stipulates that the consent of 70 to 80% land owners is mandatory for land acquisition
- Stipulates that the land owners get compensation up to four times the market value of the land



*Ensuring Food Security*



## ENSURING FOOD SECURITY

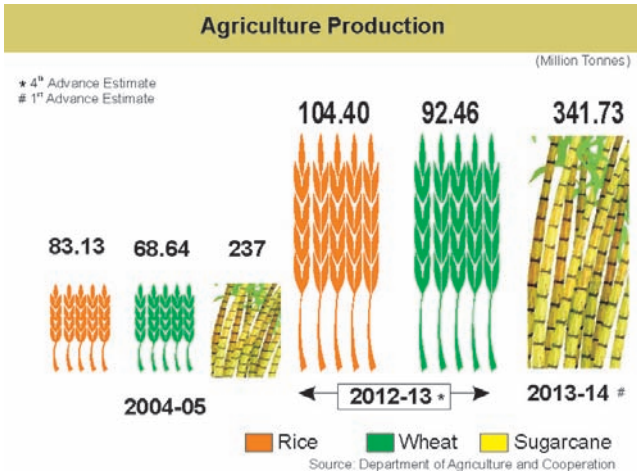
- There has been a more than three-fold increase in food subsidy during the UPA tenure. It reflects Government's commitment to ensure adequate food at affordable prices for all, especially the poor.
- The UPA Government has enacted the National Food Security Act which legally entitles families under Antyodaya Anna Yojana (AAY) for 35 kg of food-grains per month and other families for 5 kg per person at subsidised rates under the Public Distribution System.
- To keep pace with the UPA Government's resolve to provide food and nutritional security to the people, especially the poor, efforts to increase food-grains production have yielded results. Efforts in strengthening agriculture sector have led to record production of food-grains since 2004.

### Food Grain Production

(Million Tonnes)



Source: Department of Agriculture and Cooperation



- On July 1st, 2012, India had foodgrain stock of more than 80 MT with state agencies (FCI), which is a historical record.







# *Rural Employment*

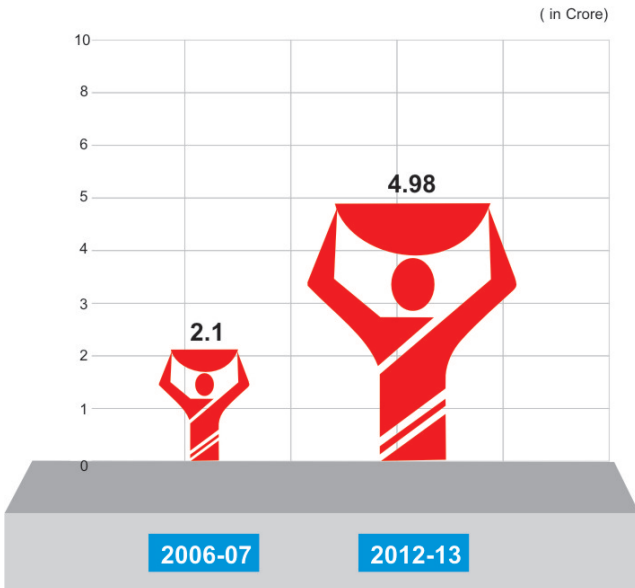


## RURAL EMPLOYMENT

### MAKING MAHATMA GANDHI NREGA ROBUST

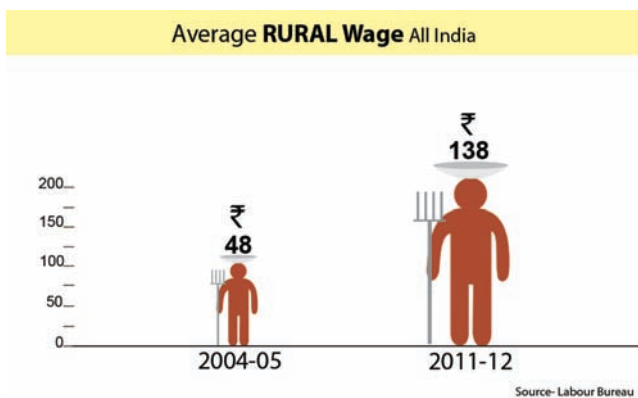
- MGNREGA is the largest Social Welfare Scheme of its kind in the world started by the UPA in 2006.
- Every fifth rural household in India benefits from the Scheme which provides employment mostly to the Scheduled Castes, Scheduled Tribes and women in villages.
- Wages given under MGNREGA per day have almost doubled from ₹65 to ₹128 since the launch of the Scheme. In 2012-13, the Scheme provided employment to more than 4.98 crore households, generating more than 213 crore person-days of employment.

#### MGNREGA Employment Provided to Households



Source: MGNREGA

- MGNREGA has successfully raised the bargaining power of agricultural labour, resulting in higher agricultural wages, improved economic outcomes, and reduction in distress migration.



- A total budgeted outlay of 1,72,500 crore from 2006-2007 to 2011-2012.



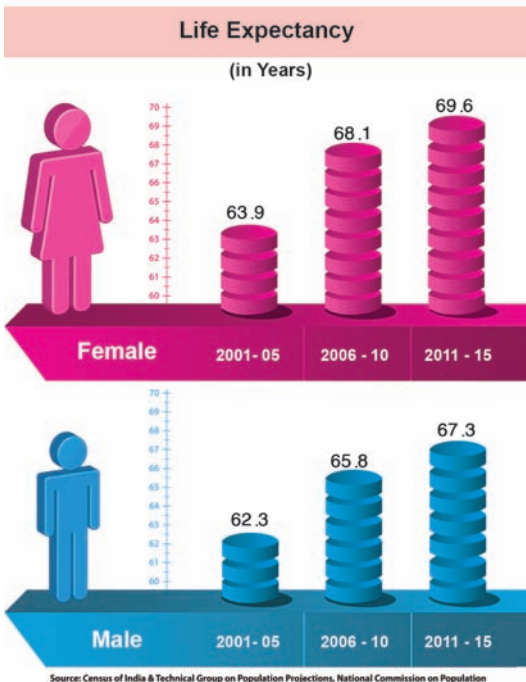


*Healthcare*



## HEALTHCARE

- Consistent investments in public health are showing better results as the Infant Mortality Rate, Maternal Mortality Rate and Life Expectancy levels improved steadily. After the Rural Health Mission, a National Health Mission has been launched which will include better health services for the urban poor.
- Absence of new endemic Polio cases for the last two years is an achievement that has been hailed at international forums.
- With health interventions during pregnancy and at birth, Infant Mortality Rate (IMR) has reduced from 58 per 1000 Live Births in 2004 to 44 per 1000 Live Births in 2011.





- Special Programmes for mothers and children have led to better longevity of the citizens during the last 9 years. Indians are living longer and life expectancy has increased by more than 5 years for both men and women during last decade.
- Allocation in the 12th Plan for the Health Sector has been increased to Rs 3 lakh crore from the 11th Plan level of Rs 90 thousand crore, an increase of 335%. To improve the general health of children, allocation for the Integrated Child Development Scheme has been increased four-fold in the 12th Five Year Plan over the 11th Five Year Plan.



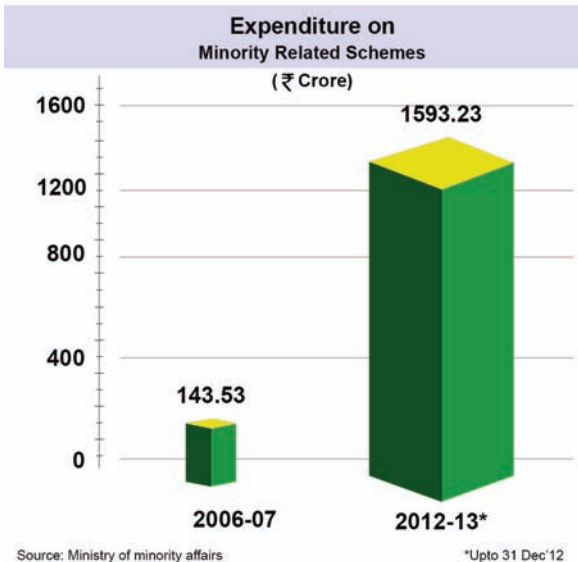


*Social Security for  
Special Sections*



## SOCIAL SECURITY FOR SPECIAL SECTIONS

- The UPA Government has always accorded high priority to the welfare of minorities and other disadvantaged sections of the society. There has been a ten-fold increase in the expenditure on minorities since 2004-05.
- Minorities are benefitting from the PM's new 15 point programme, the Multi-Sectoral Development Programme and the various scholarship schemes for minority students.
- 15% of all priority sector lending from banks now reaches minorities to help them start and expand small businesses.
- More than 20 million scholarships were awarded to students from Scheduled Castes, Scheduled Tribes and minority communities under various schemes.



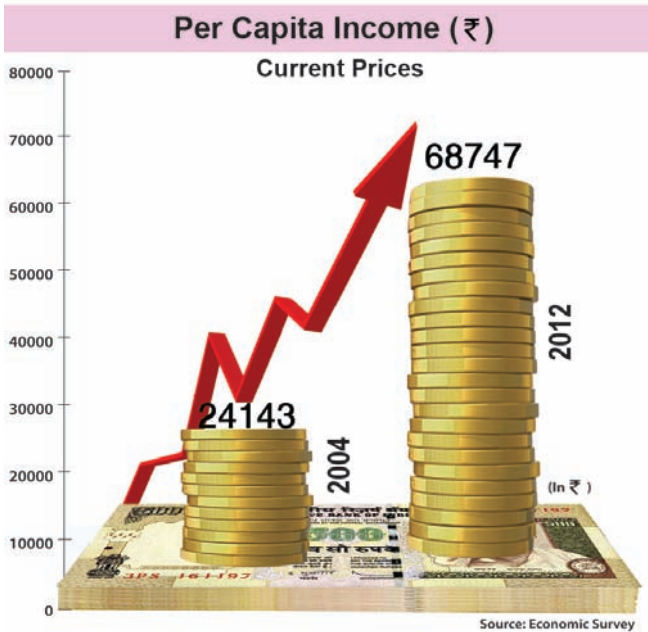
# *Economic Growth*



## ECONOMIC GROWTH

### INCREASE IN INCOME

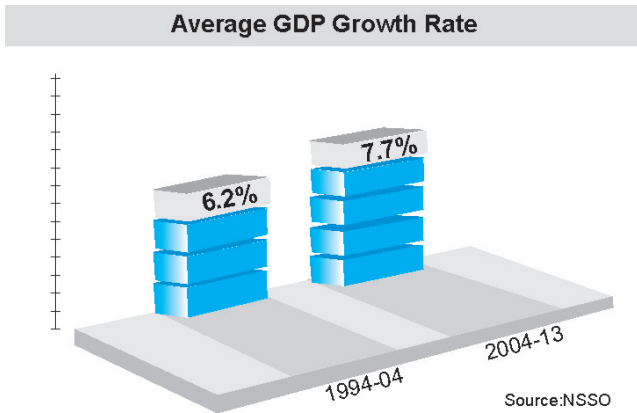
- Per Capita Income in India has increased almost three-fold since the UPA Government came to power.




- As a result of the policies of inclusive growth, real wages in agriculture have increased 6.8% during the 11th Five Year Plan (2007-12) as opposed to 1.1% during the 9th and 10th Five Year Plans earlier.
- Per Capita Income has increased at an annual average of nearly 20% during the last 9 years well above the Consumer Price Index during the same duration.

## AVERAGE GDP GROWTH RATE

- Average GDP Growth Rate during the period of the UPA Government (2004-05 to 2013-14) has been 7.7% despite two global slowdowns in this period.

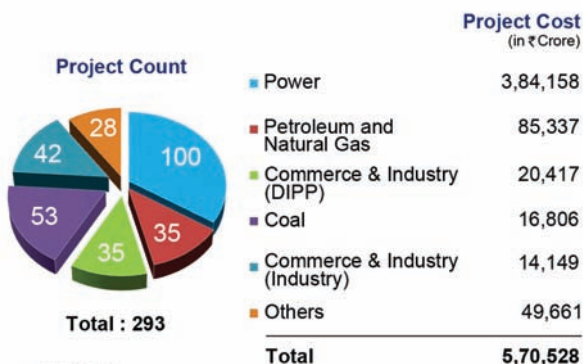


- Agriculture Growth rate has been rising consistently. It was 2.5% and 3.7% during 10th and 11th Plans, respectively. It is projected to grow at 4% during the 12th Plan.
- India's GDP at current prices has increased almost three times during the last 9 years.





## Number of Projects Expedited/Cleared by Central Government in 2013



Source: CCI & PMG



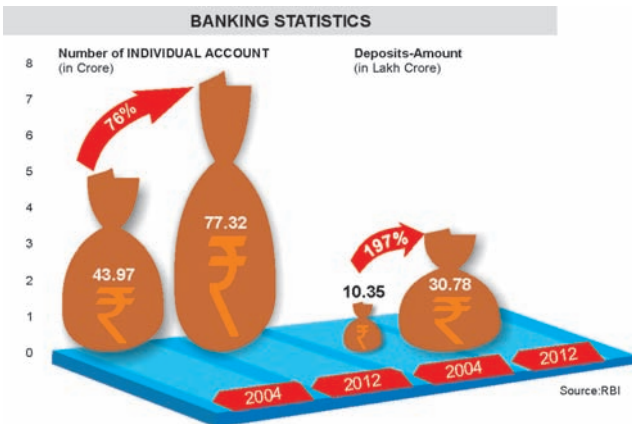


# *Financial Inclusion*



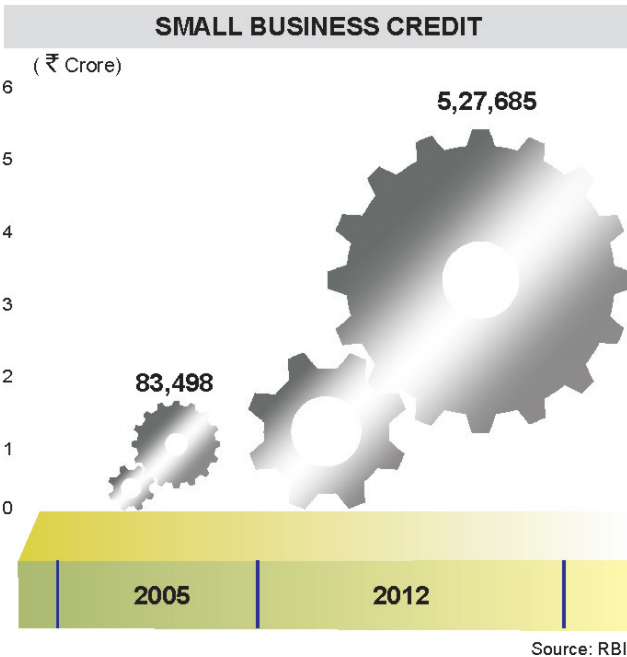
## FINANCIAL INCLUSION

- Rapid economic growth and enhancement in wealth has spurred financial inclusion of the population as never before.
- The total number of accounts under Pension Fund has increased from four crore in 2002-03 to more than 16 crore by 2011-12. Total enrolment in Employees Pension Funds has increased from 3.95 crore to 8.85 crore.
- More people are using banking facilities. The number of branches of commercial banks has increased from 53,000 to more than 88,000 since 2004. The number of bank accounts has increased from 43.97 crore to 77.32 crore as of last year.



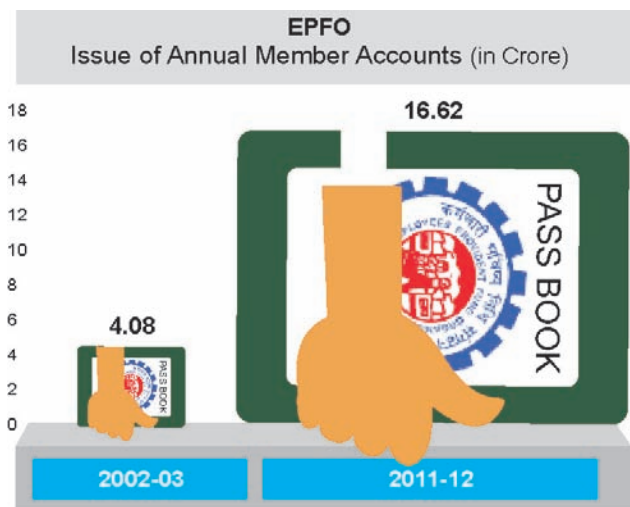
## SUPPORTING SMALL BUSINESSES

- Credit and loan facilities to Micro, Small and Medium Enterprises have grown nearly seven times in the last seven years.



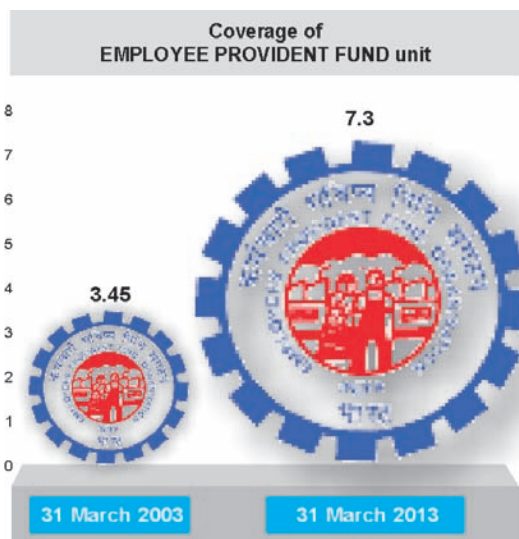
- Security and Exchanges Board of India has permitted setting up separate Stock Exchange as a trading platform for SMEs at Bombay Stock Exchange and National Stock Exchange.
- In the last two years, 80 thousand Micro Enterprises have been supported by the Prime Minister's Employment Generation Programme creating job opportunities for 9.23 lakh people.

- The number of EPF Accounts has reached 16.62 Crore in 2011-12.



Source: EPFO

- Total units under EPF regulations increased from 3.45 lakh in 2003 to 7.3 lakh in 2013



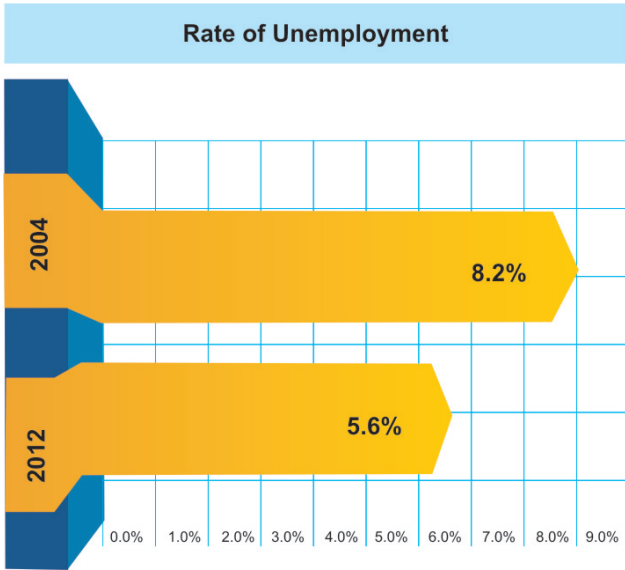
Source: EPFO

*Generating More Jobs*



## GENERATING MORE JOBS

- Unemployment rate in the country is steadily declining due to the UPA Government's economic policies.



Source: Planning Commission Draft

- Average Industrial Growth during 2004-05 to 2011-12 has been the highest ever at 8.5% per annum creating productive employment for young people.
- National Skills Development Authority has been working with other stake holders, including the Private Sector, to train 50 million people for the workforce during next 5 years.

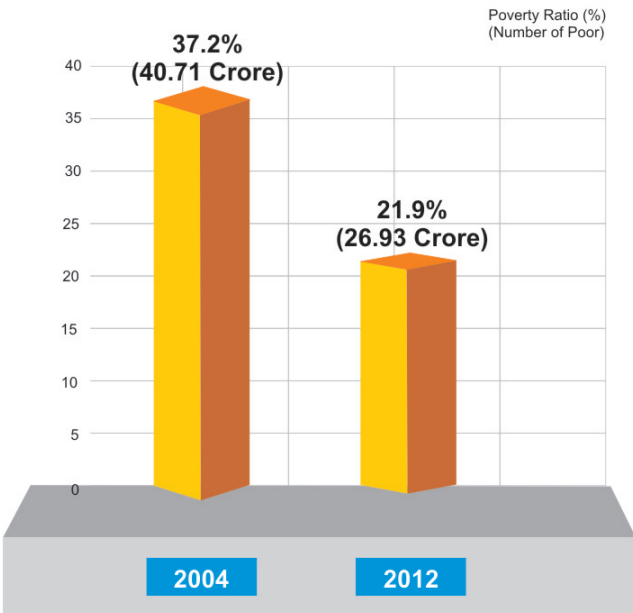
# *Poverty Reduction*



## POVERTY REDUCTION

- Under the UPA Government, poverty in India has declined in an unprecedented manner. Average decline in poverty was 2% per annum during 2004-12, almost twice the rate of the preceding decade.

### Poverty Alleviation

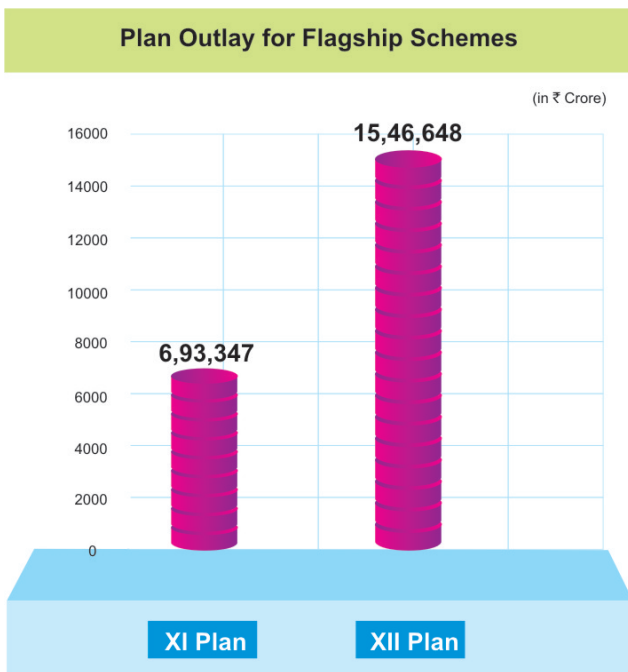


Source: NSSO

- The Government launched 16 Flagship Programmes both in rural and urban areas during the XI Five Year Plan and allocations for them have been more than doubled under the XII Five Year Plan.



- Expenditure on Flagship programmes has been increased by more than 100 % for 12th Five Year Plan



Source: Planning Commission

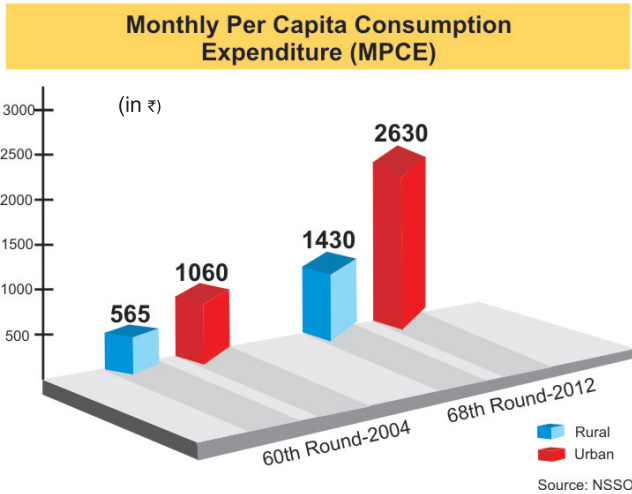


# *Rural Welfare*



## RURAL WELFARE

- Consumption has increased phenomenally in India both in urban and rural areas as fruits of economic growth reached the common man.



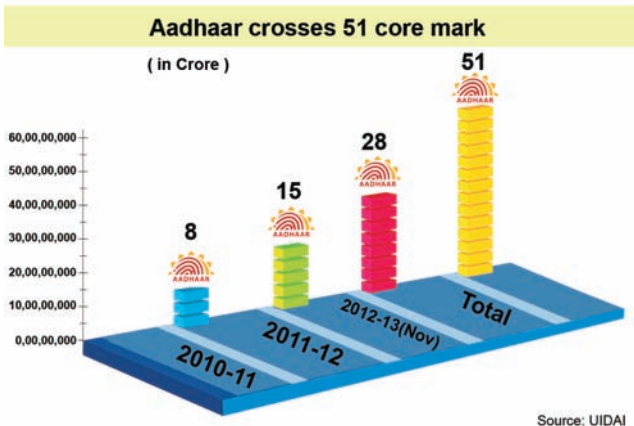
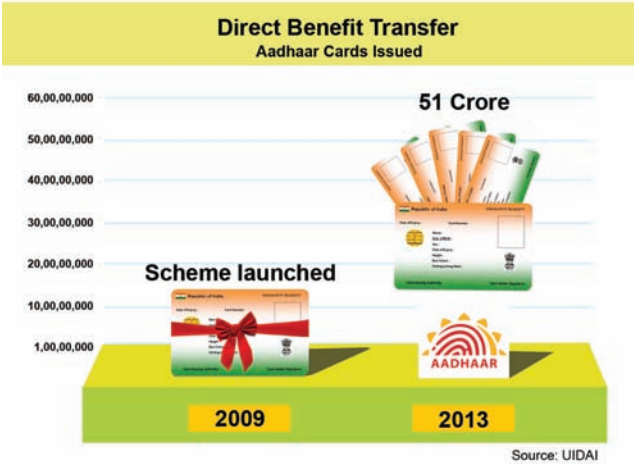
- Due to the UPA Government's pro-poor policies, consumption in rural areas registered an increase of 3.4% which was only 0.8% during 1999 to 2004. Rural wages have increased by 16% each year.
- In the last 9 years, since 2004-05, wages for rural workers have tripled improving the purchasing power of the majority of the people in villages.
- This establishes the fact that economic growth during the U.P.A. is both inclusive and widespread.

*Direct Benefit Transfer*  
*AADHAAR*



## DIRECT BENEFIT TRANSFER

- Using broadband and information technology, the Unique Identification Authority of India has issued more than 51 crore Aadhaar Cards across the country which are enabling people to receive Direct Benefit Transfers in 184 districts.



## Total Aadhaar Numbers cross 51 crore mark

- Aadhaar linked to Bank Account- 4 Crore
- Total Banks participating - 156
- Central Sector Schemes linked to Aadhaar - 28
- Total Districts covered - 121

Source: UIDAI

- More than six crore consumers are now availing Direct Benefit Transfer for LPG in 184 districts across the country.
- Direct Benefit Transfers under LPG have crossed a sum of ₹2000 crore till December 2013.

## Direct Benefit Transfers for Cooking Gas

- Districts - 184
- Total Transactions - 4 Crore
- Total Consumers Benefitted - 6.6 Crore
- Total Transfers - ₹ 2000 Crore



Source: UIDAI







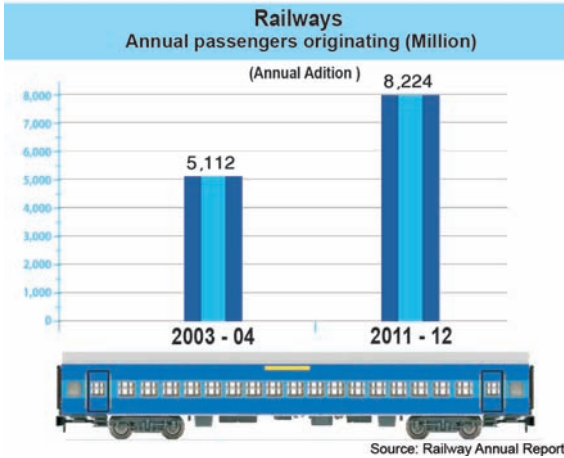
*Infrastructure*



## INFRASTRUCTURE

### RAIL AND ROAD INFRASTRUCTURE

- Indian Railways is one of the world's largest rail network systems today carrying 8,224 million people in a year.



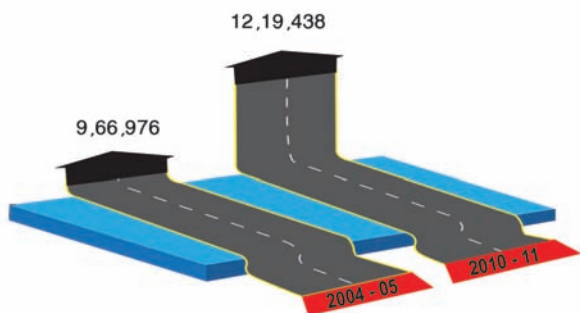
- During the UPA Government's tenure, goods carried on the railways have doubled to more than 1 billion tonnes a year.



- Work has begun on Western and Eastern Dedicated Freight Corridors which will modernise the Railway network and take it to a new level
- More than 2 lakh kilometers of new roads have been added to the rural road network.
- Allocation for Pradhan Mantri Gram Sadak Yojana has been increased by 88% in the 12th Five Year Plan to further improve rural connectivity.

### Road Infrastructure

Rural all weather Roads (Km)

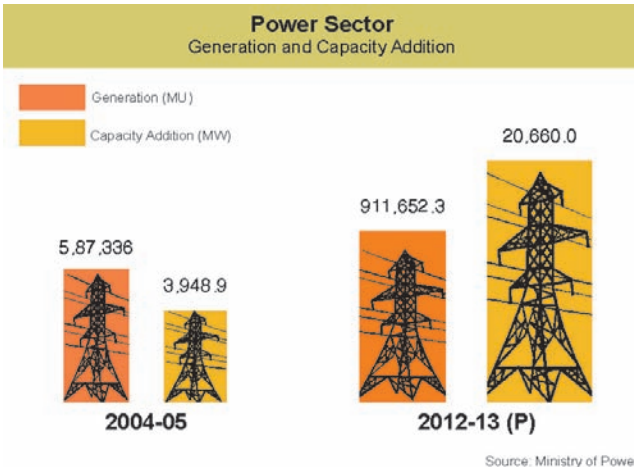


Source: Ministry of Statistics and Programme Implementation

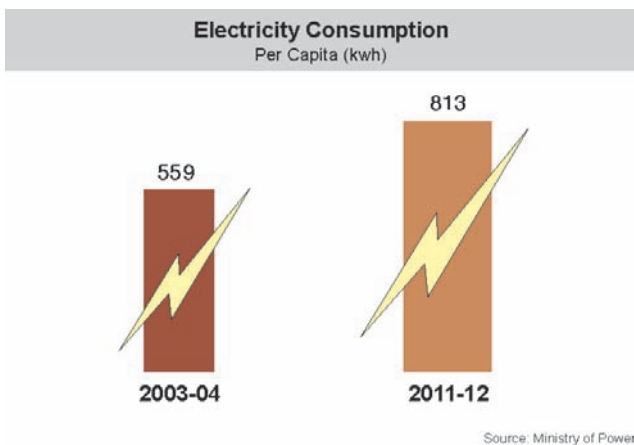
- 17,394 kms of highways were built or upgraded in the last 9 years by the National Highways Authority of India.
- There has been nearly a ten-fold increase in investment in road construction in rural areas under the UPA Government.
- More than 20,100 km all-weather roads have been constructed/ upgraded and an expenditure of over ₹ 6,450 crore has been incurred during 2012-13.
- Connectivity in rural areas has helped small farmers in carrying their agricultural goods to markets where they get improved returns for their products.

## POWER GENERATION CAPACITY

- India has added more power generation capacity in the last 9 years than in the entire preceding period since Independence.



- Per Capita Consumption of Electricity has gone up from 559 kWh in 2002 to 813 kWh in 2011.



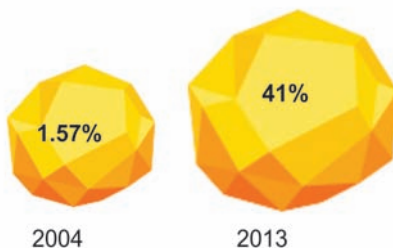
- Power generation from renewable resources and nuclear energy has reached record levels.

## CONNECTIVITY

### RURAL TELE DENSITY

- Telephone density in rural areas has increased 25 times during the tenure of the UPA Government. India has one of the lowest telecom prices in the world making telephones accessible to the poor. Those who cannot afford private phones are being provided connectivity through village level telephony.

#### RURAL Teledensity

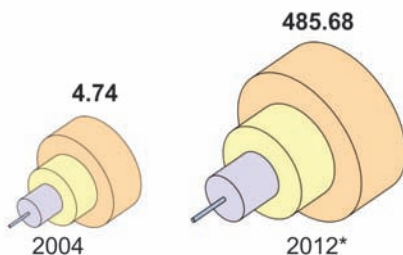


Source: Department of Telecommunication

- Broadband will reach 2.5 lakh villages by 2014. Internet and Broadband Services have increased more than 100 times during the UPA tenure.

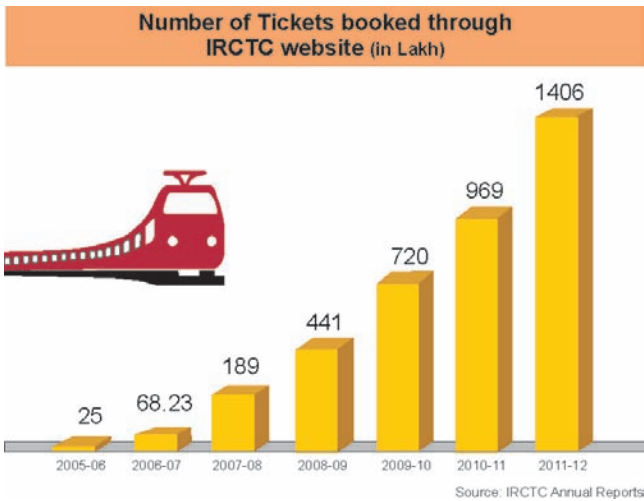
#### INTERNET & BROADBAND Service

(In million)



Source: TRAI \* September 2012

- Under the National Knowledge Network, high speed data links have been provided to 998 institutions of higher education.
- The Government has used information technology to make railway travel easier for people. There is an exponential growth in online ticket bookings since 2004.



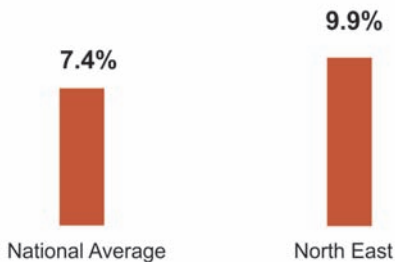
# *Development of the North East Region*



## DEVELOPMENT OF THE NORTH EAST REGION

- We have earnestly worked for development and peace in the North Eastern region through special initiatives. Growth in the region is better than the national average.
- Internal security in the North Eastern States improved considerably with a steep decline in extremism related violent activities due to developmental process becoming robust. The UPA Government invested public funds in major infrastructure projects in the region which led to better economic growth.
- Growth rate of the North Eastern Region is now higher than the National Average due to the special attention given by the Central Government. It has now been mandated that all Central Government Ministries allocate 10% of their plan budgets for the NE region.

### North East Growth Rate 11th Five Year Plan



Source: Planning Commission

- Major extremist groups were engaged in peaceful dialogue and many of them joined the political mainstream of the region.
- Special tax concessions are being given for the NE region.




*Ensuring Safety and Security*



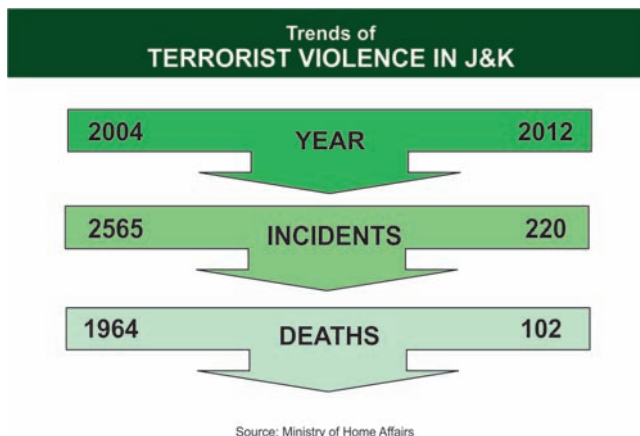
## ENSURING SAFETY AND SECURITY

- The UPA Government's approach in dealing with left-wing extremism in a holistic manner in the areas of security, development, ensuring rights of local communities and good governance is showing results in declining violence in LWE affected areas.
- In the last four years, lives lost in LWE-related incidents were reduced by more than half.



- The situation in Jammu and Kashmir has shown vast improvement as the Government has worked with people of the state to restore normalcy and encouraged development in equal measure
- Security situation in the State of Jammu & Kashmir has rapidly improved after U.P.A. Government came to power and implemented policies for relief and rehabilitation in the militancy affected areas.

- Militancy related incidents declined sharply and a ten-fold decrease was witnessed as both the Central and State Governments worked in cooperation and coordination.



- Government was able to contain loss of lives while concentrating more on development and employment generating measures to empower citizens.



# *Governance and Transparency*



## **GOVERNANCE AND TRANSPARENCY**

### **Ensuring an architecture for better Governance, Transparency and Accountability :**

#### **Administrative Reforms**

- The historic Right to Information Act enacted empowering citizens to know how the Government functions and to increase transparency and accountability in the functioning of the central, state and local governments, as well as recipients of government grants. The Act has enabled citizens to get justice and obtain redress of long pending grievances.
- The Government set up the Second Administrative Reforms Commission, which made several recommendations for comprehensive reform of public administration in the country. Most of the important recommendations of the ARC have been accepted and are under various stages of implementation.
- Comprehensive arrangements have been put in place for improving accountability, efficiency and competency of IAS officers. New policies on mandating mid-career training, intensive review, performance appraisals and promotions have been put in place.

#### **e-Governance**

- The Government has successfully implemented e-governance projects relating to income tax, customs and excise, railway reservation, e-credit of India Post Monthly Income Scheme to investor's account, dematerialization of National Savings Certificate and Kisan Vikas Patra, etc.
- Facility for online submission of passport applications has been introduced and introduction of e-passports is being initiated. Passport Seva Project has been approved so that all passports get issued within three days of police verification by 2009.

- Schemes for computerising over 13,000 Districts and Subordinate Courts and all 646 consumer forums are under implementation.

### **Anti-Corruption Measures**

- The Government remains committed to ushering in reforms for greater transparency, probity, integrity and accountability in governance. To keep pace with the aspirations of the people for clean and transparent governance and also to deal with the increasing complexity of economic offences, the Government has taken several legal and administrative measures. Steps initiated to curb corruption include:
  - Right to Information Act
  - Priority attached to the enactment of the Whistle Blowers' Protection Bill,
  - Enacting the Lokpal and the Lokayuktas Act,
  - To amend the Prevention of Corruption Act and the Delhi Special Police Establishment Act,
  - Right of Citizens' for Time Bound Delivery of Goods and Services and Redressal of their Grievances' Bill.
  - Administrative steps have been initiated to reduce discretionary powers of public servants and to ensure expeditious disposal of disciplinary proceedings.
- As one of the impediments felt in tackling corruption is lack of adequate protection to complainants, "The Public Interest Disclosure and Protection to Persons Making the Disclosure Bill, 2010" has been introduced in the Lok Sabha.
- India has ratified the United Nations Convention Against Corruption. With a view to ensuring full

compliance with this Convention, “The Prevention of Bribery of Foreign Public Officials and Officials of Public International Organizations Bill 2011” introduced in the Lok Sabha.

- Several measures for greater functional autonomy of CBI are under the consideration of the Government, viz. appointment of Director, CBI on recommendation of a Committee; providing provisions for removal of the Director, CBI; Director, CBI to be in the Selection Committee for selection of officers at the level of SP and above in CBI; non-interference in CBI investigations; request for sanction for prosecution received from CBI to be decided within a period of three months; statutory provisions for Director (Prosecution) in CBI and Establishment of an Accountability Commission. Autonomy in investigation is already guaranteed.

## **Judicial Reforms :**

### **The Judicial Standards and Accountability Bill**

- The Bill has been introduced in Parliament. The Judicial Standards and Accountability Bill tries to lay down enforceable standards of conduct for judges and it creates mechanisms to allow any person to complain against judges on grounds of misbehaviour or incapacity. The proposed Bill would strengthen the institution of Judiciary by making it more accountable thereby increasing the confidence of the public in the institution.

### **The Judicial Appointments Commission Bill, 2013**

- The Bill has been introduced in Parliament. The Bill seeks to broaden the appointment process and make it more participatory to ensure greater transparency and objectivity in the appointments to higher judiciary. The proposed Bill would enable equal participation of Judiciary and Executive, make the system of appointments more accountable, and thereby increase the confidence of the public in the institutions.

## *Measures for Women and Children*





## MEASURES FOR WOMEN AND CHILDREN

### **Legislative measures taken for better security and safety of women and children :**

- The Criminal Law (Amendment) Act, 2013, provides for stringent punishment for sexual offences against women and children and more sensitive treatment of victims during investigation and trial.
- Protection of Women from Domestic Violence Act, 2005 ensures safety of women at home.
- Sexual Harassment of Women at Workplace (Prevention, Prohibition and Redressal) Act, 2013 ensures improvement in working condition for women.
- Protection of Children from Sexual Offences Act, 2012 guarantees safety of children in the society.
- Marriage Laws (Amendment) Bill, 2010 ensures women a better deal after marriage.
- Women's Reservation Bill or the Constitution (108<sup>th</sup> Amendment) Bill was passed by the Rajya Sabha in 2010 ensuring 33 percent reservation for women in the Lok Sabha and Legislative Assemblies.

